

Welcome to the

Y2 SATs Information

Evening

Outwood Primary Academy Lofthouse Gate

PE

PE days are:

Monday – indoor

(Purple/white t-shirt and black shorts)

Friday – outdoor

(Tracksuit bottoms, hoody, purple/white t-shirt, black socks and trainers)

Accelerated reader

Your child will bring home a book to read at home and will then quiz at home or school on an iPad.

If they pass the quiz they will then change their book.

If they don't pass the quiz they have to read the book again and then re-take the quiz.

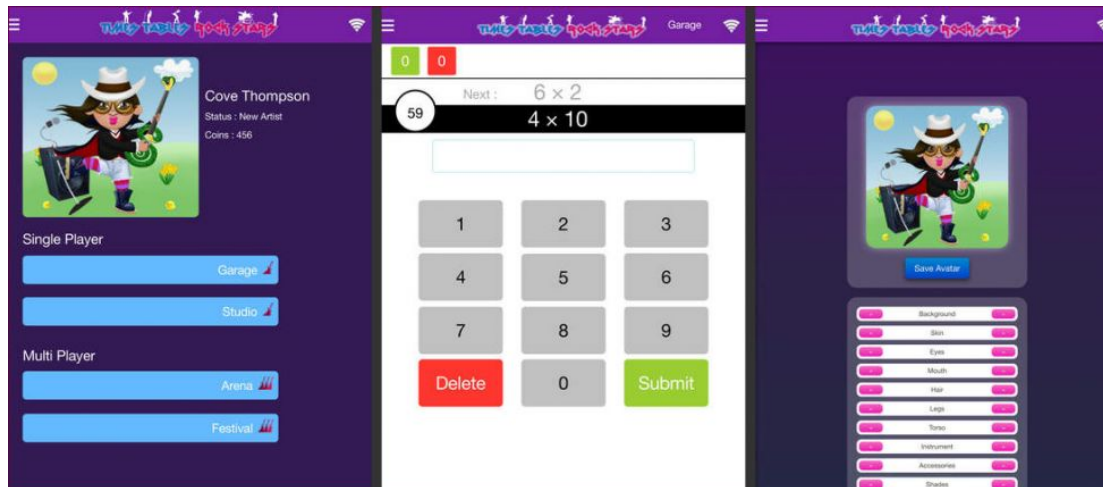


Children can bring in books from home to quiz on too!

Times Table Rockstars

Download and play at home to practice multiplication and division facts.

Log on through an app with their username and password.



Times Table Rockstars

Garage – teacher set tasks

Studio – up to 12X12 but focus on 2,5,10,3 to get a rock rating.



Homework

Weekly spellings but there will be no spelling test.

These are words children should be able to read and write in Year 2.



Year 2 - W/C 13.9.19



Spelling	Cover and Write	Check and Correct
all		
wall		
small		
always		
walk		
tall		
call		
also		
talk		
altogether		


Choose 4 of our spellings this week and use them in a sentence.	

Homework

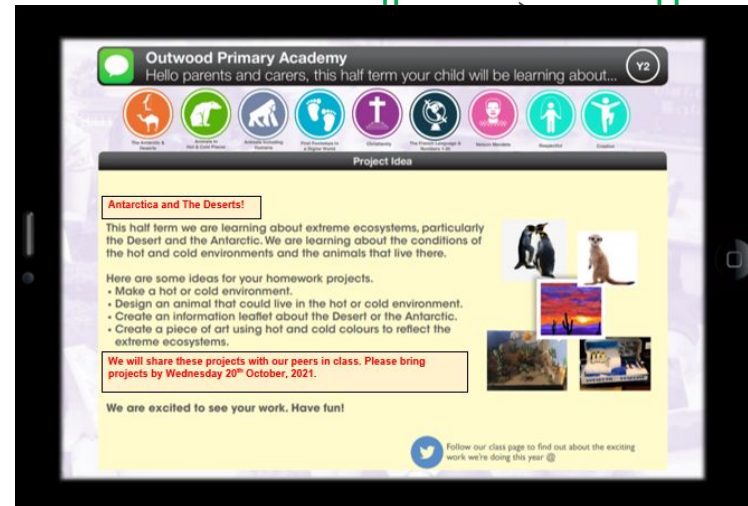
Word of the week and number of the week sheet.

Project homework sent through email and in homework books for the end of each topic.

WORD of the WEEK		SYNONYMS ☺ = ☹
DEFINITION []	_____	ANTONYMS ☺ = ☹
WORD PAIRS [] []	Can you think of any words that will pair with our word of the week? E.g. black and white, sweet and sour etc.	
IN A SENTENCE []	_____	

Number of the WEEK	Write the number in words. _____
Partition it into tens and ones. [] : []	Make it with coins. 
Compare it to another number. [] []	Odd or even? _____

_____	100
-------	-----



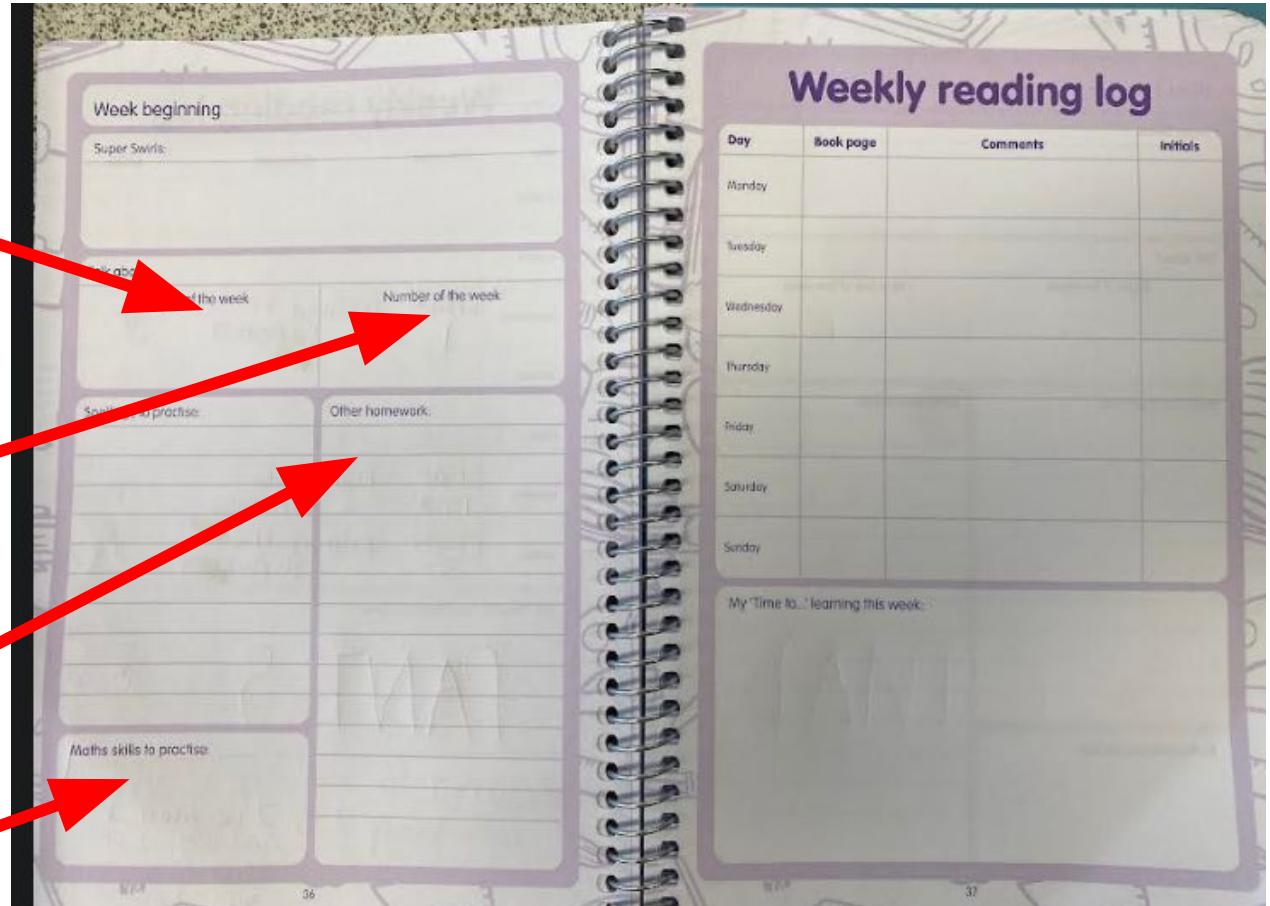
Planners

Word of the week

Number of the week

Reading

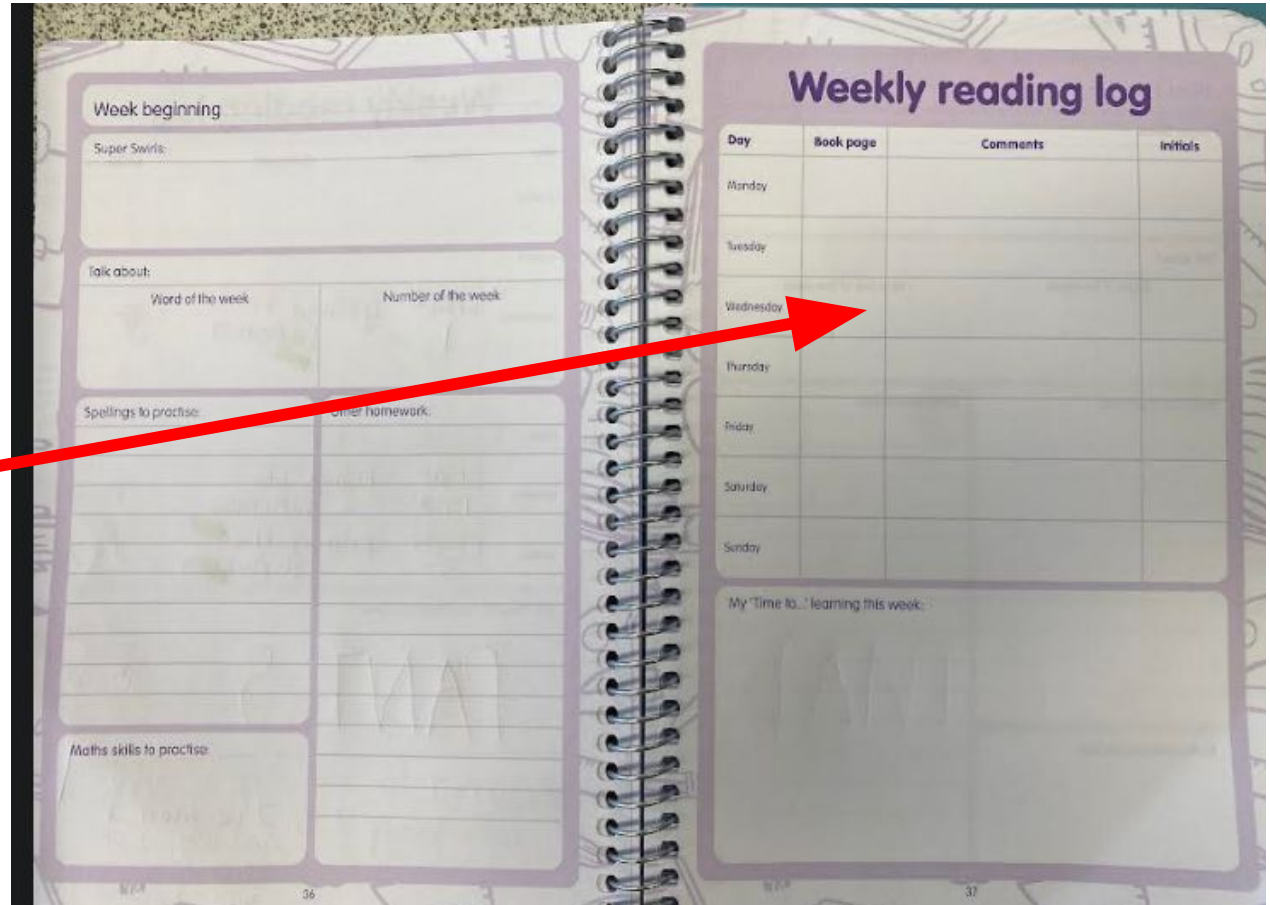
Maths



Planners

Please sign every time children read at home.

Raffle tickets and reading prizes at the end of every half term.



Read with me!

Invite for parents to come in and read with their children.

Building fluency is important.



Sharing a love of reading.



We know that finding time to read with your child at home can be a challenge, so please join us for the following sessions at **3pm**.

2C: Friday, 9th December, 2022

2P: Friday, 2nd December, 2022

The school gates will be open early on these days and a member of staff will meet you at your child's



SATs

What will happen...

- Teacher assessment & national test outcome
 - **Working towards** the expected standard
 - **Working at** the expected Standard
 - Working at **Greater Depth** within the expected standard

Mathematics

Table 1: Format of the test

Component	Description	Number of papers	Number of marks	Approximate timing of paper
Paper 1: arithmetic	assesses pupils' confidence and mathematical fluency with whole numbers, place-value and counting	1	25	20 minutes
Paper 2: mathematical reasoning	mathematical fluency, solving mathematical problems and mathematical reasoning	1	35	35 minutes
	Total	2	60	Recommended 55 minutes

Paper 1- Arithmetic Test

Arithmetic

2

$45 \div 5 =$

4

$- 9 = 8$

5

$\frac{3}{4}$ of 20 =

Paper 2- Reasoning

6 Circle $\frac{1}{3}$ of the apples below.



12 Apples cost 10p each. Pears cost 25p each.



Amy buys 1 apple and 2 pears.

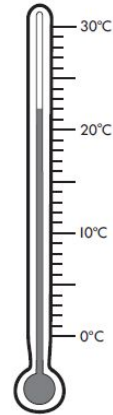
How much change does she get from £1?

Show your working

p

Paper 2 - Reasoning

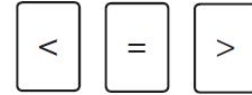
8 Look at the thermometer.



What temperature is shown?

°C

7 Look at these signs.



Write the correct sign in each box.

85 58

36 36

47 74

Distribution of marks

Table 10: Profile of content domain

Content area	Number of marks	Percentage of marks
Number Number and place value (N) Addition, subtraction, multiplication, division (calculations) (C) Fractions (F)	48–54	80–90%
Measurement, geometry and statistics Measurement (M) Geometry – properties of shapes (G) Geometry – position and direction (P) Statistics (S)	6–12	10–20%

- The key stage 1 test will consist of two test parts
- Paper 1: this paper combines texts and questions. This will also include a list of useful words and some practice questions
- Paper 2: the reading booklet and answer booklet are separate in this paper. Both reading papers will contain a mixture of fiction and non-fiction texts
- Each paper is worth 50 per cent of the marks which will be converted into the scaled score of 100

Reading

Table 1: Format of the test

Component	Description	Number of papers	Number of marks	Approximate timing of paper
Paper 1: English reading test	reading booklet with reading questions and answer space combined (a selection of texts, 400–700 words)	1	20	30 minutes
Paper 2: English reading test	reading booklet and separate answer booklet (a selection of texts, 800–1100 words)	1	20	40 minutes
	Total	2	40	Recommended 70 minutes

Reading Paper 1

But Bryn hadn't finished. He started to sort out his books and put all the ones about animals together and all the ones about trucks together. He wondered if Clare would like different kinds of books, as she was a girl, but he couldn't imagine anyone not liking animals and trucks. After all, his mother was always driving big tractors on the farm.



- The children read a short passage and answer questions on it.
- Children will be asked to answer questions in different ways.

3 Which **two** topics did Bryn sort his books into?

1. _____

2. _____

4 Who drives the tractor on the farm?

Tick **one**.

Bryn

Bryn's dad

Clare

Bryn's mum

Reading Paper 2



All around the world, children play all sorts of different games. You don't need expensive games or lots of space to play a great game, just some imagination!

Play can be inside or outside, and you can play on your own or with lots of friends. Some games are calm and quiet, whilst others are very noisy! Some games like football, chess and jigsaw puzzles are popular in lots of countries so they have the same rules and equipment wherever they are played. But some games are only well known in certain countries.

Here are five games that children in different countries like to play:



Pilolo – from Ghana

Pilolo is a hiding game using sticks, stones, coins or other small items. One child hides the objects. It's then a race for all the other players to find one of the hidden items and get back to the finish line first. You need quick eyes and quick feet for this game!

Paper 2 is the more challenging paper. The children have a separate reading booklet and answer booklet. They will need to use different reading skills to answer the question.

1 Children around the world...

Tick **one**.

do not like playing games.

only play one game.

play many games.

must have very expensive games.

Reading Paper 2

You must bring an adult with you, so speak to your parents or carers about this wonderful offer. Your swimming ability will be checked and you will be put into one of three groups:



- **Tadpole**
- **Goldfish**
- **Dolphin.**



During your lessons, we ask you to keep to these 'golden' rules:

1. Listen to the trainers and follow their instructions at all times.
2. Help to keep changing rooms clean and tidy.
3. Do not shout or dive into the pool.

'golden' rules

This means the rules are...

Tick **one**.

very expensive
to follow.

only for good
swimmers.

very important.

completely useless.

The Fox and the Boastful Brave

One fine day, a hungry fox was walking down the road. His tummy was rumbling so loudly that he almost didn't hear the sound of someone coming. Just in time, he heard someone singing. Fox dashed off the path and hid behind a bush.

- 9 Explain why Fox became interested in Heron Feather when he heard his song.

Reading Paper 2

Fox didn't care if the man was handsome, but he pricked up his ears at the word 'fisherman', for where there are fishermen, there are fish. And a tasty fish would just suit Fox. His nose twitched. A delightful fishy smell was coming out of the man's leather bag.

Heron Feather continued his boastful song. He was on his way to ask a young woman called Swaying Reed to marry him, and he was making himself feel braver by singing his own praises.

Fox bounded ahead of the horse and lay down on the path.

"No one is stronger than... what's this? A fox? When Swaying Reed's mother sees this, she will know what a great hunter I am."

And he picked Fox up, flung him into his bag of fish and laced it shut again. Heron Feather remounted and began a new song.

"No one is a greater hunter than Heron Feather..."

Inside the bag, surrounded by lovely smelly fish, Fox's mouth was watering. He waited a few minutes, then bit a big hole in the side of the bag. One by one, all the fish fell out, followed last of all by Fox. Heron Feather was singing too loudly to notice.



Number the following events from 1 to 5 to show the order that they happened in the story.

The first one has been done for you.

Heron Feather picked up Fox.

Fox pretended to be dead.

Fox ate the fish.

Fox saw Heron Feather.

Fox wanted Heron Feather's fish.

Reading Paper 2

I've been riding on my giant,

Oh! What a day I've had.

I'm not afraid of giants,

'Cause this one is my dad.



Which of these do you think the child is likely to say at the end of the outing?

Tick **one**.

That was fun, Mum. Can you do it all over again?

That was so scary. I never want to do it again!

That was really boring, Dad.

That was great, Dad. Let's do it again!

- Children need to be fluent and able to read accurately.
- They should be reading a minimum of 90 words in a minute to be at the expected standard for Year 2.

Stowaway Stefan

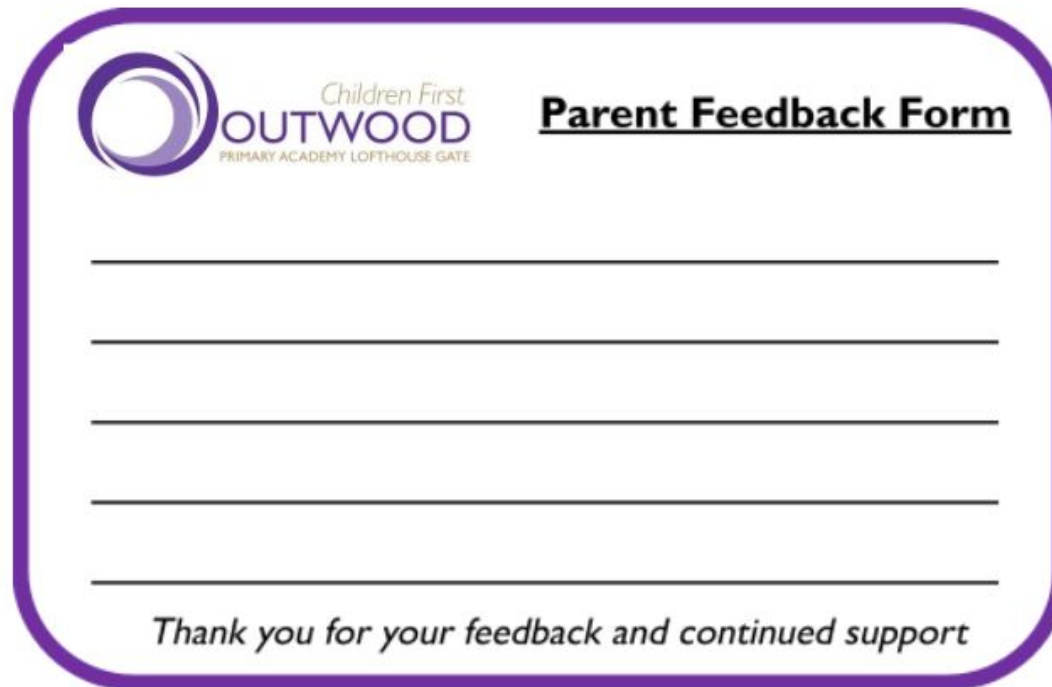
8 The weather was terrible. I needed somewhere to
16 hide; anywhere would do. I crawled inside a
24 wooden crate, filled with straw and potatoes. The
33 shelter was much needed – I was soaked to the
42 skin and beginning to shiver. The next thing I
50 knew, the crate lifted into the air, swaying
59 backwards and forwards like a child on a swing.
68 The box dropped to the ground with a thump
80 and, as it did, the lid flew open. I plucked up the
92 courage to peer over the edge of the box. I was in
102 the bowels of a mighty pirate ship and an ugly
108 face was looking back at me.

Support

- We try to avoid the word 'Tests' or causing the children unnecessary stress (special work or books).
- There will be interventions offered during the school day to support children.
- Homework will feature test style questions for children to practice over the year.
- We do not want to the children to worry! We want them to feel confident!

Feedback

Please give us any feedback on the parent information evening.



The graphic is a rounded rectangle with a purple border. In the top left corner is the logo for Children First Outwood Primary Academy Lofthouse Gate, featuring a stylized purple circle. To the right of the logo, the text reads "Children First OUTWOOD PRIMARY ACADEMY LOFTHOUSE GATE". Further right, the title "Parent Feedback Form" is written in a bold, black, sans-serif font. Below the title are five horizontal lines for writing. At the bottom of the form, the text "Thank you for your feedback and continued support" is written in an italicized, black, sans-serif font.

Parent Feedback Form

Thank you for your feedback and continued support